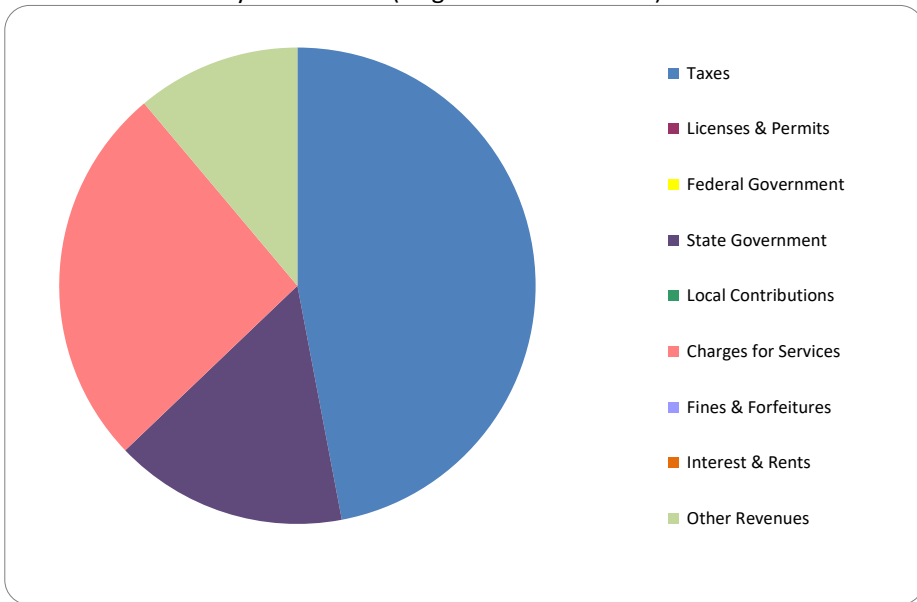


**CITIZEN'S GUIDE TO LOCAL UNIT FINANCES - Village of Almont (443010)**

**REVENUES**

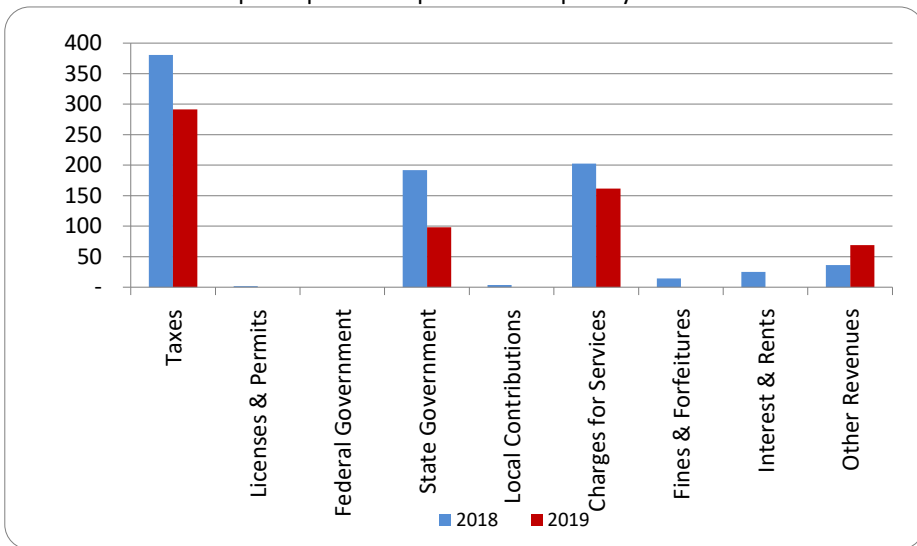
**1. Where our money comes from (all governmental funds)**



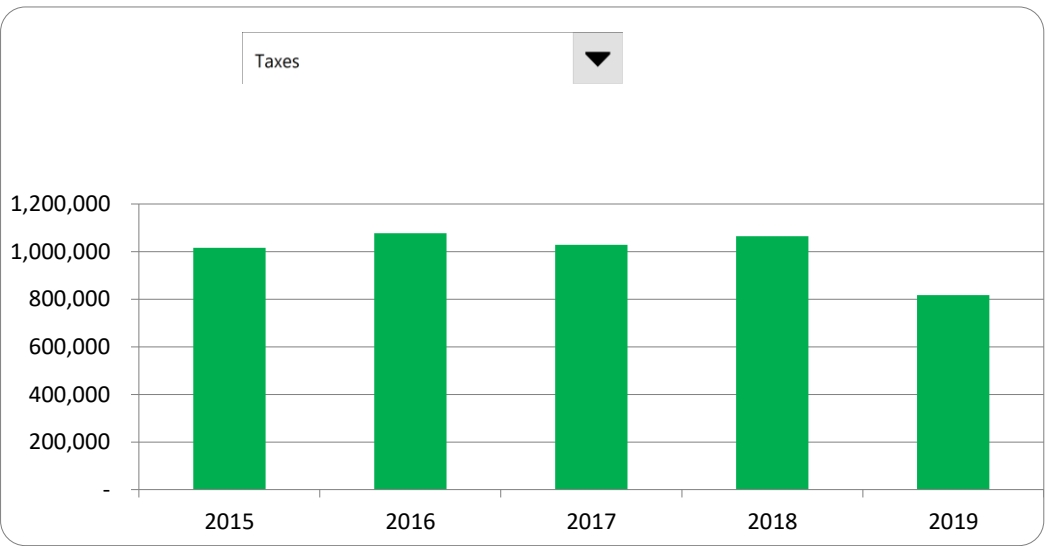
**2. Compared to the prior year**

	<u>2018</u>	<u>2019</u>	<u>% change</u>
Taxes	\$ 1,064,831	\$ 816,664	-23.31%
Licenses & Permits	4,177	-	-100.00%
Federal Government	-	-	N/A
State Government	537,169	275,225	-48.76%
Local Contributions	10,000	-	-100.00%
Charges for Services	566,670	452,018	-20.23%
Fines & Forfeitures	40,263	-	-100.00%
Interest & Rents	70,320	-	-100.00%
Other Revenues	100,780	193,190	91.69%
<b>Total Revenues</b>	<b>\$ 2,394,210</b>	<b>\$ 1,737,097</b>	<b>-27.45%</b>

**3. Revenue sources per capita - compared to the prior year**



**4. Historical trends of individual sources**



**Commentary:**

For more information on our unit's finances, contact Michael Connors at (810) 798-8528.