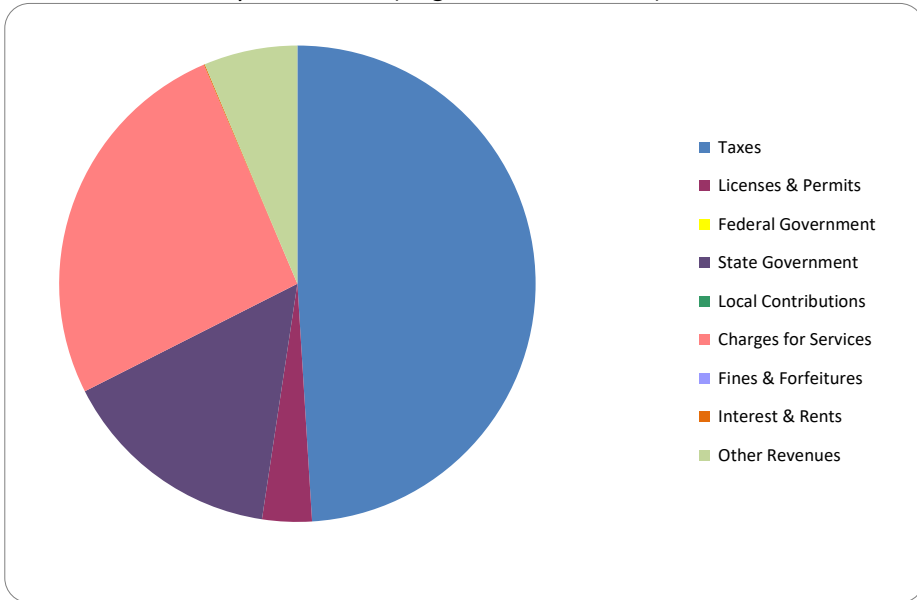


**CITIZEN'S GUIDE TO LOCAL UNIT FINANCES - Village of Almont (443010)**

**REVENUES**

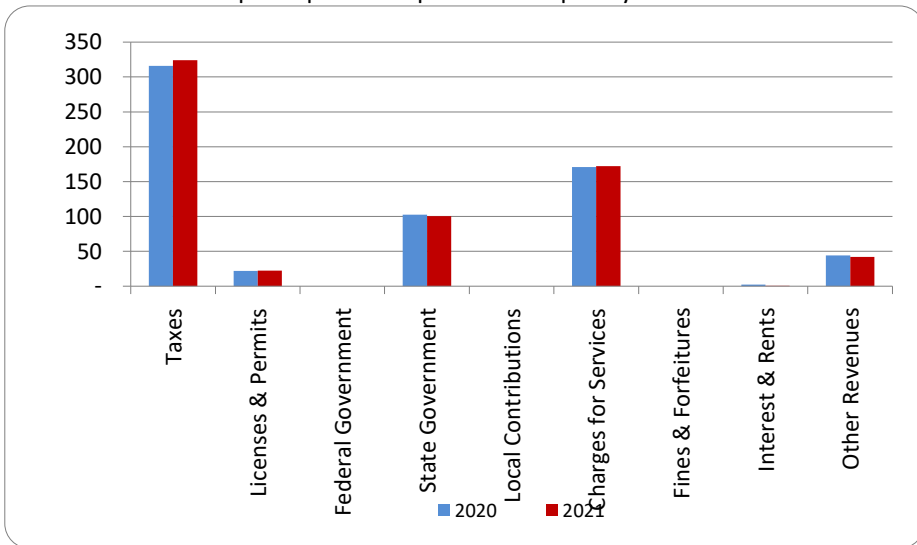
**1. Where our money comes from (all governmental funds)**



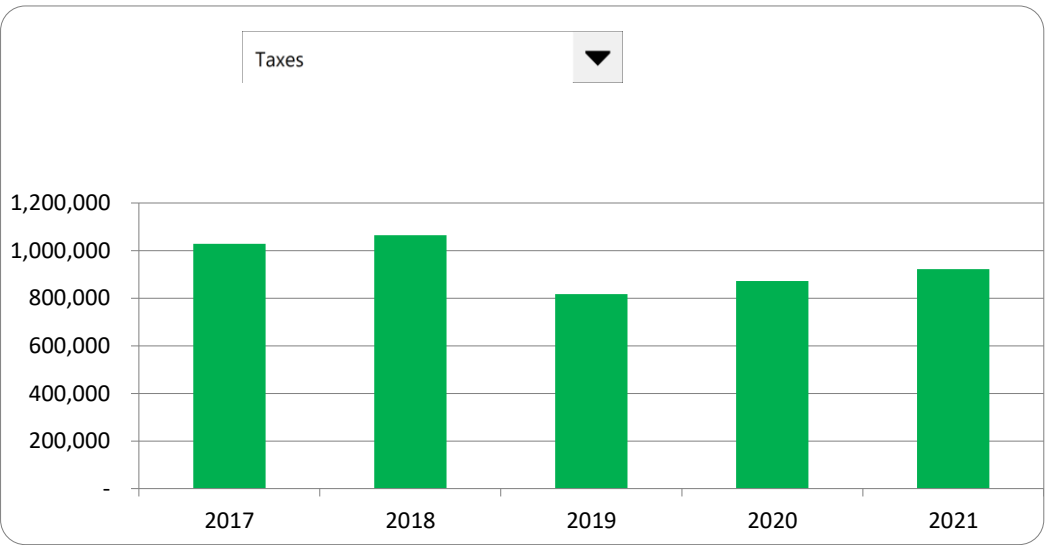
**2. Compared to the prior year**

	<u>2020</u>	<u>2021</u>	<u>% change</u>
Taxes	\$ 871,902	\$ 922,354	5.79%
Licenses & Permits	60,112	63,255	5.23%
Federal Government	-	-	N/A
State Government	283,592	285,369	0.63%
Local Contributions	-	-	N/A
Charges for Services	471,165	489,816	3.96%
Fines & Forfeitures	-	-	N/A
Interest & Rents	6,707	1,259	-81.23%
Other Revenues	121,750	119,620	-1.75%
<b>Total Revenues</b>	<b>\$ 1,815,228</b>	<b>\$ 1,881,673</b>	<b>3.66%</b>

**3. Revenue sources per capita - compared to the prior year**



**4. Historical trends of individual sources**



**Commentary:**

For more information on our unit's finances, contact David Trent at (810) 798-8528.